

We provide solution & vision

# Eustachian Tube Balloon Dilation System

Navilloon-e, Catalog ver. 2



Novus Sağlık Ürünleri Ar-Ge Dan. İnş. San. Ve Tic. Ltd. Şti.

[www.novusarge.com](http://www.novusarge.com)

[info@novusarge.com](mailto:info@novusarge.com)

Tel: (0312) 241 50 90 Fax: (0312) 241 50 91





**Intro guide**  
The intro guide is bendable upon the user's convenience.


**Inflation part**  
The inflation part is the inlet where the pressure is injected by the balloon inflator.

**Balloon controller**  
The balloon controller moves the balloon forward or backward.



**Balloon**  
The balloon inflates the eustachian tube safely.

**Rotation button**  
The rotation button enables to change the angle of intro guide.



Features

No.	Total Length	Weight	Balloon diameter & length	Balloon dilation
MG-BC-0601E	282.9mm	31.2g	6Ø (after dilation) x 20mm	12atm (Max)

※ For size, there may be an error range of ± 10%.

How to prepare



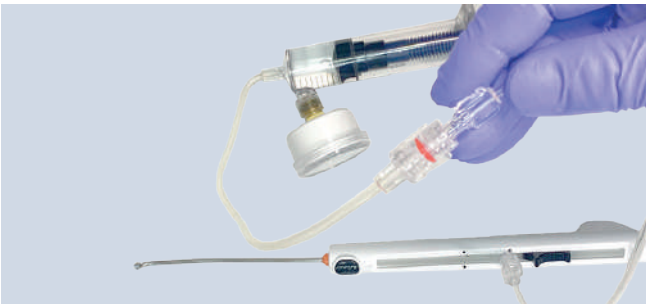
Prepare the Balloon Inflator, Navilloon-e catheter, and Intro guide unsealed.



Fill the balloon inflator with saline solution.



Keep the inflator vertically. Remove the air left in the Balloon Inflator.



Connect the Balloon Inflator tube to the inflation inlet of the catheter body.  
(If necessary, connect the extension tube to the inflation inlet, and the catheter body).

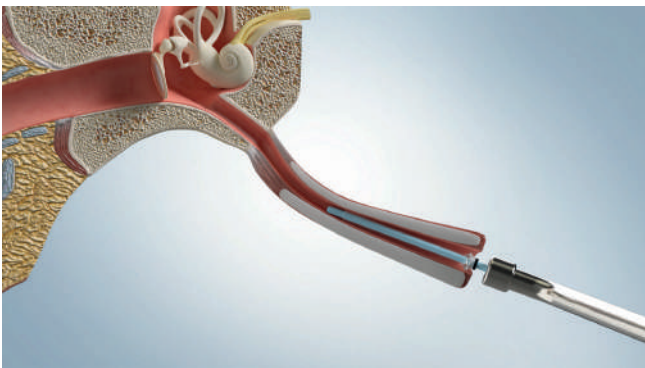


Adjust the direction of the intro guide.

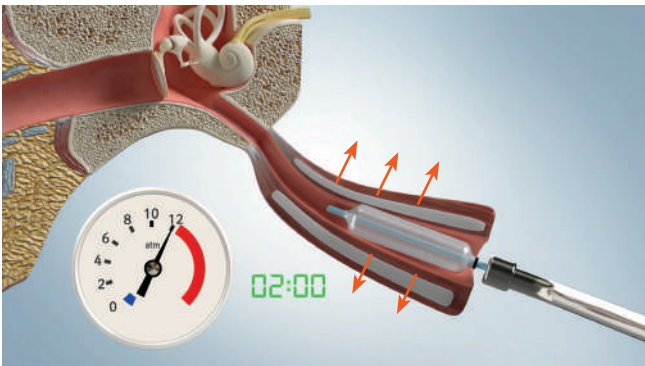
How to use



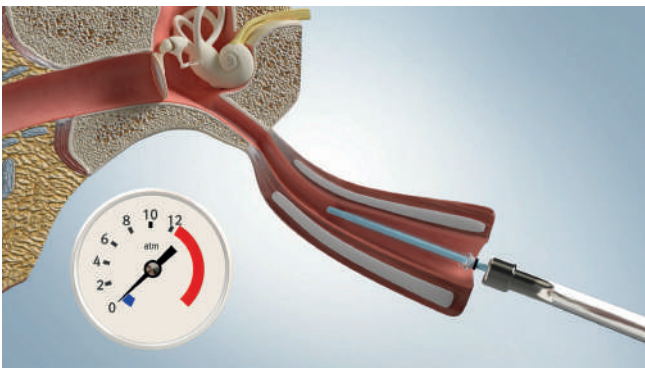
Place the edge of the intro guide at the entrance of eustachian tube with an assistance of endoscopy visual system.



Insert the balloon into the eustachian tube by pushing down the Balloon controller.  
Keep inserting the balloon until you see the black mark.



Start inflating the balloon by injecting pressure with the balloon inflator until 12 atm is reached.  
Hold the position for 2 minutes to make sure the eustachian tube is dilated completely.



After 2 minutes, deflate the balloon with the balloon inflator.  
After deflation, withdraw the balloon probe by pulling back the balloon controller.



# The way back to your normal life

 **Navilloon-e**

Eustachian tube balloon dilation system  
with the quality you can trust

## Easy and simple procedure at your finger tip

- Grab and Push
- Bend and Stretch
- No cut, No hassle

 **Navilloon-e**

- The innovative system to cure Eustachian Tube Dysfunction (ETD).
- The intro guide could be bent upon the user's convenience.
- A wider rim at the opening of the intro guide enables to make a full inflation of the balloon.